

### Features

- Shielded construction
- Flat wire
- Unit height of 2 mm
- Inductance range: 0.22 to 3.3  $\mu$ H
- Rated current up to 10 A
- RoHS compliant\*

### Applications

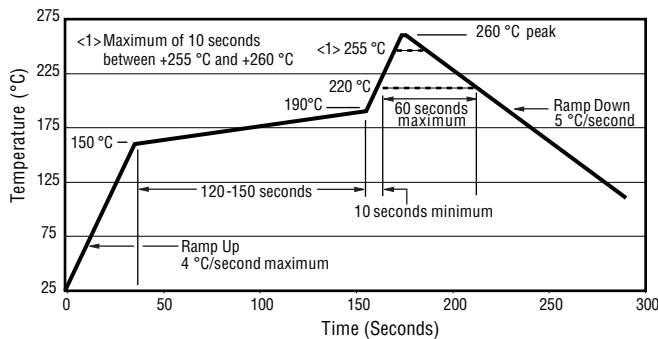
- DC/DC converters
- Power supplies for:
  - Portable communications equipment
  - Laptop computers
  - Camcorders, HDTV, car audio systems
  - Video game consoles

## SRP4020 Series - Shielded Power Inductors

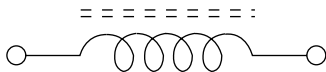
### Electrical Specifications

Bourns Part No.	Inductance L ( $\mu$ H) $\pm 20\%$	I rms (A)	I sat (A)	DCR (m $\Omega$ ) Max.
SRP4020-R22M	0.22	10	15	9.3
SRP4020-R36M	0.36	9	11	12
SRP4020-R47M	0.47	8	9	14
SRP4020-R56M	0.56	7	8	14.7
SRP4020-R68M	0.68	6.3	7	16.2
SRP4020-R88M	0.88	5.5	6.5	18
SRP4020-1R0M	1.0	5	6	21.6
SRP4020-1R2M	1.2	6	5	22.8
SRP4020-1R5M	1.5	5.1	5	30.5
SRP4020-2R2M	2.2	3.9	5	33
SRP4020-3R3M	3.3	3.3	4.3	48

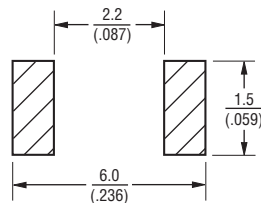
### Soldering Profile



### Electrical Schematic



### Recommended Layout



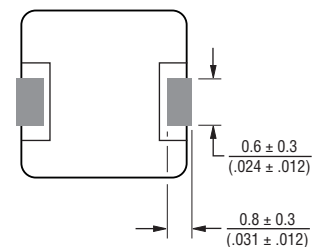
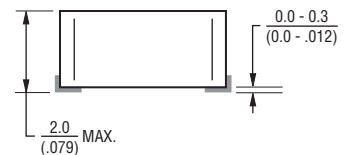
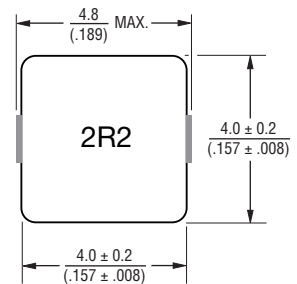
### General Specifications

Test Voltage ..... 0.25 V  
 Test Frequency ..... 100 KHz  
 Reflow Soldering .. 230 °C; 50 sec. max.  
 Operating Temperature  
 ..... -55 °C to +125 °C  
 (Temperature rise included)  
 Storage Temperature  
 ..... -55 °C to +125 °C  
 Resistance to Soldering Heat  
 ..... +260 °C for 10 sec.

### Materials

Core ..... Iron  
 Wire ..... Enameled copper  
 Terminal ..... Cu/Sn  
 Rated Current .... Ind. drops 20 % at Isat  
 Temperature Rise .... 40 °C at rated Irms  
 Packaging ..... 2000 pcs. per 13-inch reel

### Product Dimensions



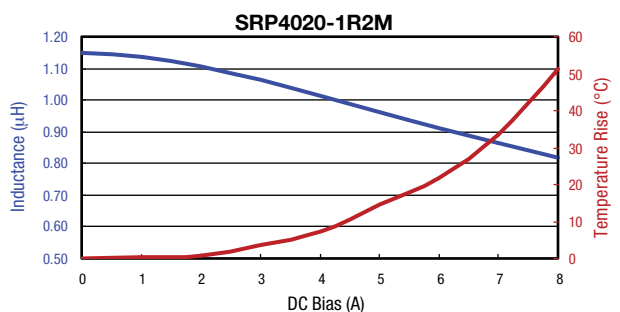
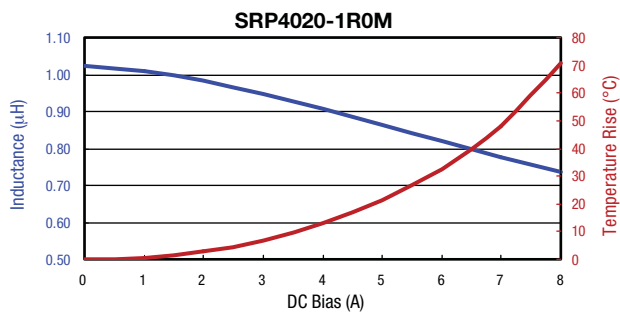
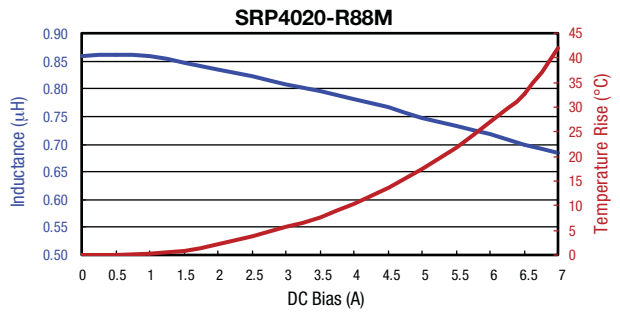
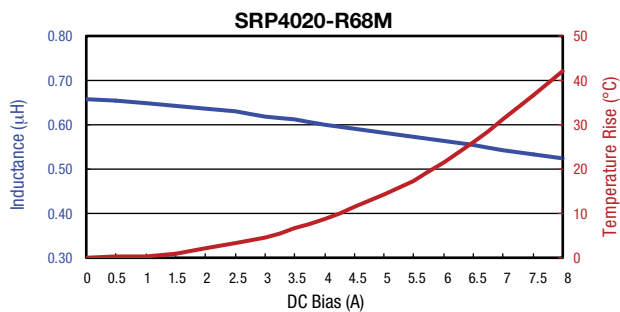
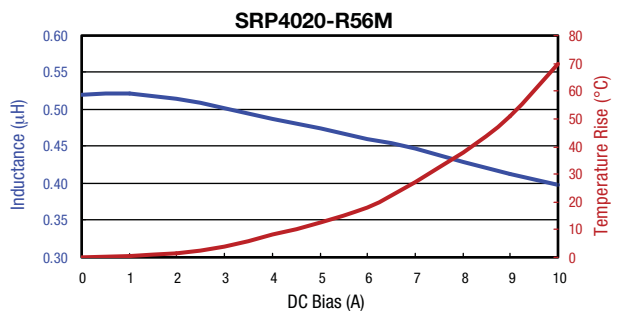
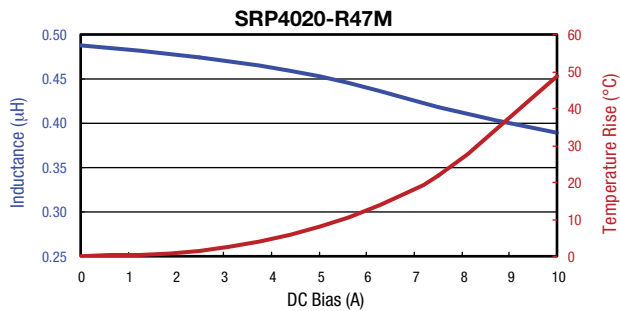
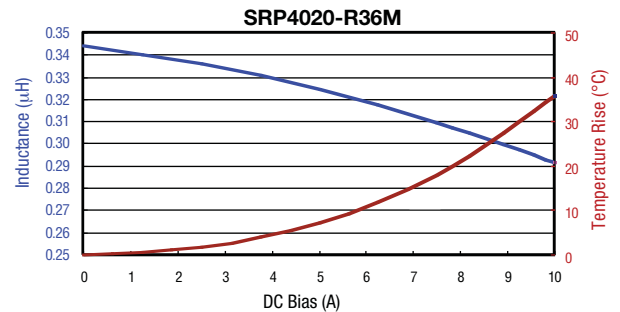
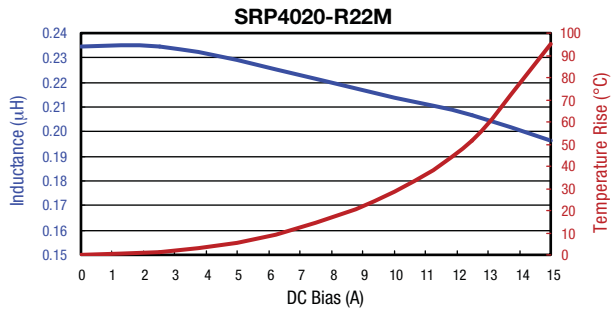
DIMENSIONS:  $\frac{\text{MM}}{\text{(INCHES)}}$

\*RoHS Directive 2002/95/EC Jan 27 2003 including Annex.  
 Specifications are subject to change without notice.  
 Customers should verify actual device performance in their specific applications.

# SRP4020 Series - Shielded Power Inductors

**BOURNS®**

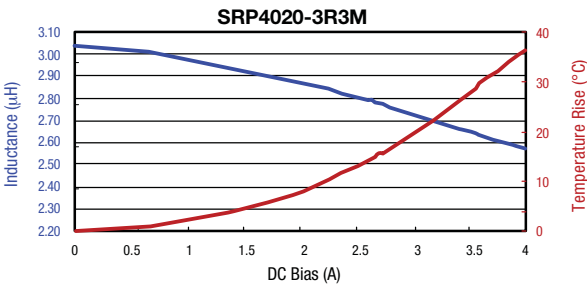
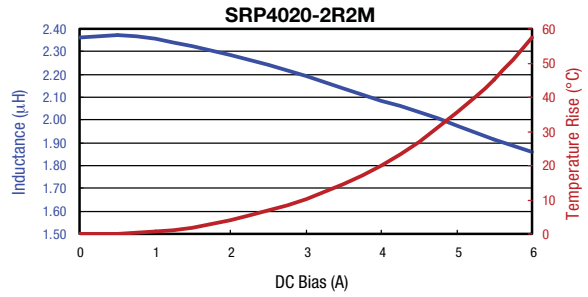
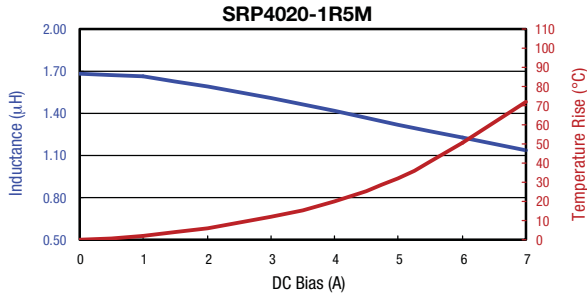
## L vs. I Charts



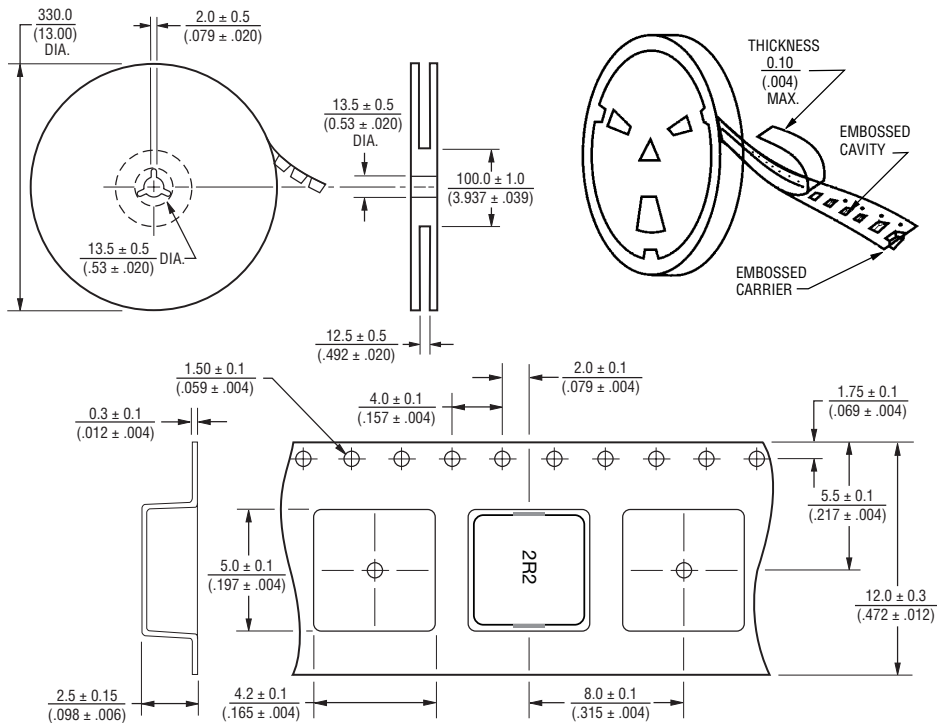
# SRP4020 Series - Shielded Power Inductors

**BOURNS®**

## L vs. I Charts



## Packaging Specifications



USER DIRECTION OF FEED

QTY: 2000 PCS. PER REEL

DIMENSIONS:  $\frac{\text{MM}}{\text{(INCHES)}}$

REV. 11/10

Specifications are subject to change without notice.  
Customers should verify actual device performance in their specific applications.