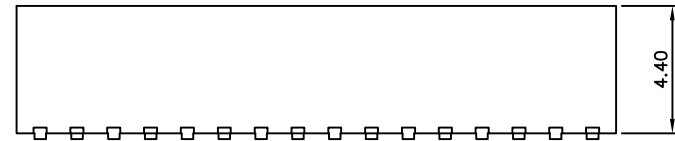
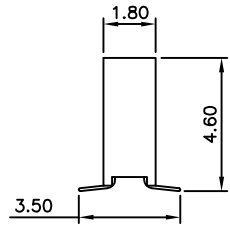


RECOMMENDED PCB LAYOUT



CONTACTS	DIMENSIONS	
	A	B
2	1.27	2.89
3	2.54	4.16
4	3.81	5.43
5	5.08	6.70
6	6.35	7.97
7	7.62	9.24
8	8.89	10.51
9	10.16	11.78
10	11.43	13.05
11	12.70	14.32
12	13.97	15.59
13	15.24	16.86
14	16.51	18.13
15	17.78	19.40
16	19.05	20.67
17	20.32	21.94
18	21.59	23.21
19	22.86	24.48
20	24.13	25.75
21	25.40	27.02
22	26.67	28.29
23	27.94	29.56
24	29.21	30.83
25	30.48	32.10
26	31.75	33.37
27	33.02	34.64
28	34.29	35.91
29	35.56	37.18
30	36.83	38.45
31	38.10	39.72
32	39.37	40.99
33	40.64	42.26
34	41.91	43.53
35	43.18	44.80
36	44.45	46.07
37	45.72	47.34
38	46.99	48.61
39	48.26	49.88
40	49.53	51.15

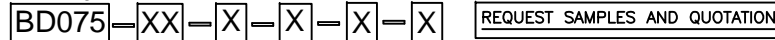
SPECIFICATIONS 规格:

CURRENT RATING 电流额定值: 1 AMP
 INSULATOR RESISTANCE 绝缘电阻值: 1000 MEGOHMS MIN.
 DIELECTRIC WITHSTANDING 耐电压: AC 300 V
 CONTACT RESISTANCE 接触电阻值: 20mΩ Max.
 OPERATING TEMPERATURE 工作温度: -40°C TO +105°C
 CONTACT MATERIAL 端子物料: COPPER ALLOY
 INSULATOR MATERIAL 绝缘体物料:
 STANDARD 标准物料: POLYESTER 聚酯, LCP, UL 94-V0
 OPTIONS 可选物料: POLYAMIDE 聚酰胺, NYLON 6T, UL 94-V0
 SOLDERING PROCESS 可焊性:
 LCP (STANDARD标准物料) -
 IR REFLOW 回流焊: 260°C for 10 sec.
 WAVE 波峰焊: 250°C for 5-10 sec
 MANUAL SOLDER 人工焊接: 350°C for 3-5 sec
 NYLON 6T (OPTION 可选物料) -
 IR REFLOW 回流焊: 260°C for 10 sec.
 WAVE 波峰焊: 230°C for 5-10 sec.
 MANUAL SOLDER 人工焊接: 350°C for 3-5sec

MATES WITH 配套之母座 (SUBJECT TO PIN LENGTH 在端子长度适合的条件下):
 BD021 BD045 BD100 BD105 BD110

By	LYH	PN	PN	CB	AE
DETAIL	DRAWING RELEASE	AMENDED TO TOP ENTRY	STANDARD INSULATOR MATERIAL & PACKING OPTIONS CHANGED	PACKING OPTIONS CHANGED	SOLDER TEMP & MATES WITH INFO. UPDATED
REV DATE	A 28/12/07	B 04/03/09	C 27/04/09	D 20/05/09	E 27/07/09

Ordering Grid



No. of Contacts
02 to 40

Contact Plating
 A = Gold Flash All Over
 B = Selective Gold Flash Contact Area/
 Tin On Tail
 C = Tin All Over
 G = 10µ" Gold Contact Area/Tin On Tail
 I = 30µ" Gold Contact Area/Tin On Tail
Standard = Gold Flash All Over

Type
 1 = B1 Type
 2 = B2 Type

Packing Options
C = Tape & Reel with Film (Standard)
 B = Tape & Reel with Cap
 D = Tube
 E = Tube with Cap
 F = Tube with Film

Insulator Material
L = LCP (Standard)
 N = Nylon 6T

Tolerances (Except as noted)	Part Number:-	Date:-
Dimensions in mm X. ±0.30 X. ±5° X.X ±0.20 X. ±2° X.XX ±0.15 X.X ±1° X.XXX ±0.10 XXX ±0.5°	BD075	28 DEC 07
Third Angle Projection	Description:- 1.27mm PITCH SOCKET, SINGLE ROW, SURFACE MOUNT, TOP ENTRY	
	THIS DRAWING IS CONFIDENTIAL AND MUST NOT BE COPIED OR DISCLOSED WITHOUT WRITTEN CONSENT	



GCT

www.globalconnectortechology.com

Scale	Revision	Material	Drawn by	Sheet No.
NTS	E	See Note	LYH	E & OE 1/1