

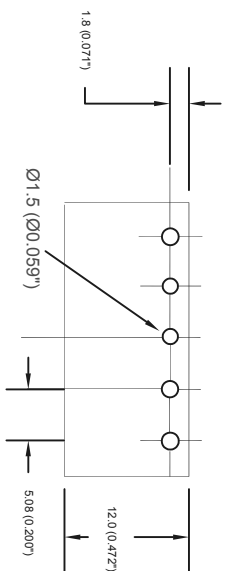
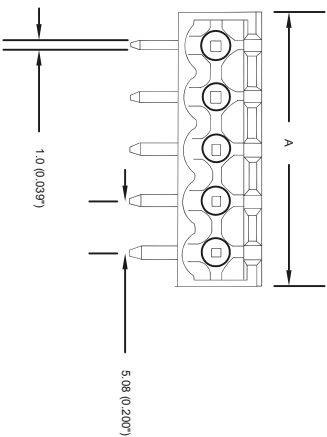
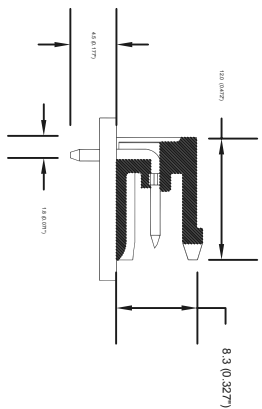
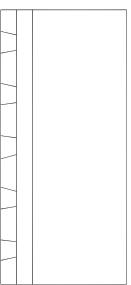
ALL RIGHTS RESERVED. NO PORTION OF THIS PUBLICATION, WHETHER IN WHOLE OR IN PART CAN BE REPRODUCED WITHOUT THE EXPRESS WRITTEN CONSENT OF SPC TECHNOLOGY.

SPC-F005.DWG

REVISIONS

DCP #	REV	DESCRIPTION	DRAWN	DATE	CHECKD	DATE	APPRVD	DATE
			M/RD	01-08-10	JAG	02-08-10	XXX	16-08-10

DOC. NO. SPC-F005 \* Effective: 7/8/02 \* DCP No: 1398



Dimensions : Inches (mm)

Items No.	A(mm)	A(Inch)
ME010-50802	10.2	0.400

Specifications	CUL	YDE
Rated Voltage	AC 300V	AC 400V
Rated Current	16A	16A
Housing Material	Polyamide66(UL94V-0)	
Solder Pin	1.0mm, Brass, Tin plated	
Operating Temperature	-40°C to +105°C	
PCB Hole Diameter	Ø1.5mm	
E167040		

Part Number Table

Description	Part Number
Open And Header	ME010-50802

DISCLAIMER:

ALL STATEMENTS AND TECHNICAL INFORMATION CONTAINED HEREIN ARE BASED UPON INFORMATION AND/OR TESTS WE BELIEVE TO BE ACCURATE AND RELIABLE. SINCE CONDITIONS OF USE ARE BEYOND OUR CONTROL, THE USER SHALL DETERMINE THE SUITABILITY OF THE PRODUCT FOR THE INTENDED USE AND ASSUME ALL RISK AND LIABILITY WHATSOEVER IN CONNECTION THEREWITH.

TOLERANCES:

UNLESS OTHERWISE SPECIFIED, DIMENSIONS ARE FOR REFERENCE PURPOSES ONLY.

DRAWN BY: MRD DATE: 01-08-10

CHECKED BY: JAG DATE: 02-08-10

APPROVED BY: XXX DATE: 16-08-10

SCALE: NTS

DRAWING TITLE:

Open And Header

SIZE: A DWG. NO. XXX

ELECTRONIC FILE: XXX.DWG

SCALE: NTS U.O.M.: Millimeters SHEET: 1 OF 1