

Ledex® Box Frame Size B22 — DC Operation

Part Number: B22 - **XXX** - M-36

All catalog products manufactured after April 1, 2006 are RoHS Compliant

Select from performance chart below

Specifications

| | |
|-------------------------|---|
| Operation | Pull |
| Dielectric Strength | 1500 VRMS for one second |
| Continuous Duty Cycle | 100% at 20°C ambient temperature |
| Intermittent Duty Cycle | See below |
| Holding Force | 8 lbs (35.6 N) at 20°C |
| Coil Insulation | Class "A": 105°C max. temperature standard. Other temperature classes are available |
| Coil Termination | 3/16" QC |
| Plunger Weight | 1.4 oz. (39.7 g) |
| Total Weight | 7.5 oz. (212.6 g) |
| Dimensions | See page H40 |

Performance

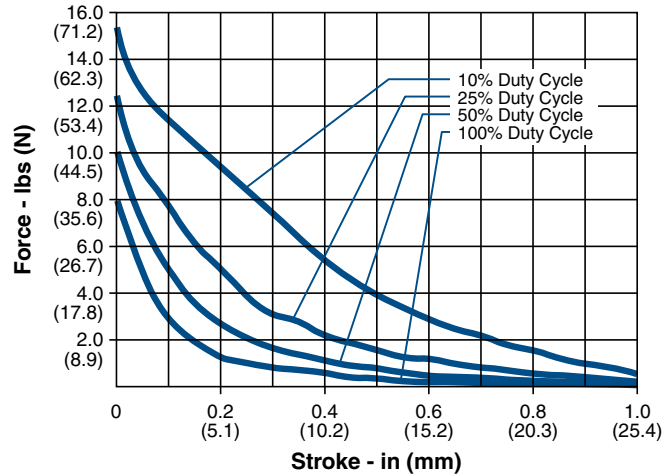
| | | | | |
|--|------|------|------|------|
| Maximum Duty Cycle | 100% | 50% | 25% | 10% |
| Maximum ON Time (sec) when pulsed continuously | ∞ | 52 | 23 | 9 |
| Maximum ON Time (sec) for single pulse | ∞ | 485 | 167 | 47 |
| Watts (@ 20°C) | 9.9 | 19.8 | 39.6 | 99 |
| Ampere Turns (@ 20°C) | 1046 | 1482 | 2093 | 3314 |
| Coil Data | | | | |

| Part Number | Resistance (@20°C) | Ref # Turns | VDC (Nom) | VDC (Nom) | VDC (Nom) | VDC (Nom) |
|--------------|--------------------|-------------|-----------|-----------|-----------|-----------|
| B22-255-M-36 | 3.64 | 635 | 6 | 8.5 | 12 | 19 |
| B22-254-M-36 | 14.55 | 1300 | 12 | 17 | 24 | 38 |
| B22-253-M-36 | 58.18 | 2578 | 24 | 34 | 48 | 76 |
| B22-252-M-36 | 232.73 | 5103 | 48 | 68 | 96 | 152 |
| B22-251-M-36 | 1493 | 12744 | 120 | 172 | 240 | 385 |

NOTES:

- All data is typical.
- Force testing is done with the solenoid in the horizontal position.
- All data reflects operation with no heatsink.
- Pull versions standard; push versions available.
- Other coil terminations available.

Typical Force @ 20°C



How to Order

Select the part number from the table provided. (For example, to order a 25% duty cycle unit rated at 48 VDC, specify B22-253-M-36.

Please see www.ledex.com (click on Stock Products tab) for our list of stock products available through our North American distributors.

LINEAR Open Frame

Force values for reference only.

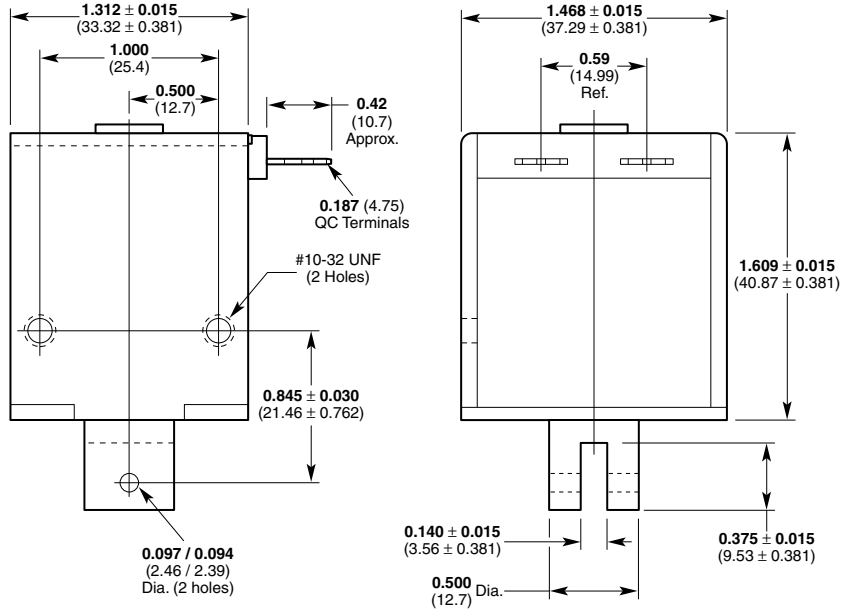
All specifications subject to change without notice.

Ledex® Box Frame Dimensions

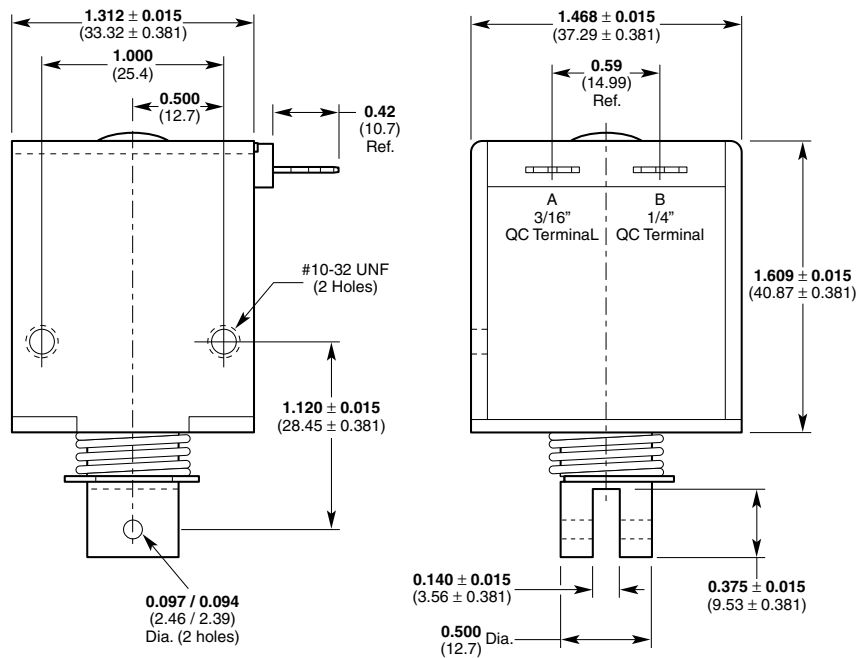
Inches (mm)

All solenoids are illustrated in energized state

B22



B22-L



All specifications subject to change without notice.