


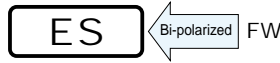
ALUMINUM ELECTROLYTIC CAPACITORS



Bi-Polarized, For Audio Equipment



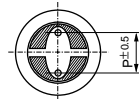
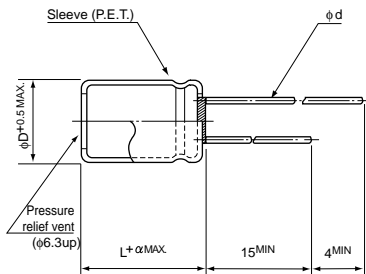
- Bi-polarized "nichicon MUSE" acoustic series.
- Suited for audio signal circuits.
- Compliant to the RoHS directive (2011/65/EU).



Specifications

Item	Performance Characteristics							
Category Temperature Range	-40 to +85°C							
Rated Voltage Range	6.3 to 50V							
Rated Capacitance Range	0.47 to 1000μF							
Capacitance Tolerance	±20% at 120Hz, 20°C							
Leakage Current	After 1 minute's application of rated voltage, leakage current is not more than 0.03CV or 3 (μA), whichever is greater.							
Tangent of loss angle (tan δ)	Measurement frequency : 120Hz at 20°C							
	Rated voltage (V)	6.3	10	16	25	35	50	
	tan δ (MAX.)	0.24	0.20	0.16	0.16	0.14	0.12	
Stability at Low Temperature	Measurement frequency : 120Hz							
	Rated voltage (V)		6.3	10	16	25	35	50
	Impedance ratio	Z-25°C / Z+20°C	4	3	2	2	2	2
	ZT / Z20 (MAX.)	Z-40°C / Z+20°C	8	6	4	4	4	4
Endurance	The specifications listed at right shall be met when the capacitors are restored to 20°C after the rated voltage is applied for 1000 hours at 85°C with the polarity inverted every 250 hours.							
	Capacitance change	Within ±20% of the initial capacitance value						
	tan δ	150% or less than the initial specified value						
Shelf Life	After storing the capacitors under no load at 85°C for 1000 hours and then performing voltage treatment based on JIS C 5101-4 clause 4.1 at 20°C, they shall meet the specified values for the endurance characteristics listed above.							
	Leakage current	Less than or equal to the initial specified value						
Marking	Printed with black color letter on clear green sleeve.							

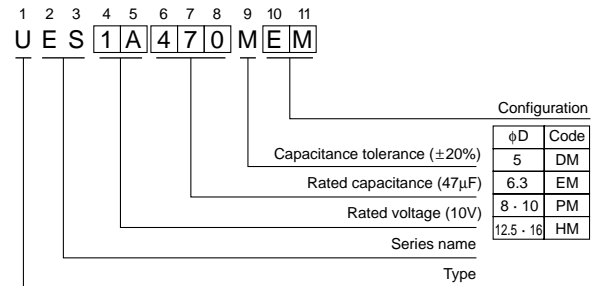
Radial Lead Type



	(mm)					
φD	5	6.3	8	10	12.5	16
P	2.0	2.5	3.5	5.0	5.0	7.5
φd	0.6	0.6	0.6	0.6	0.8	0.8

α	(φD < 10)	1.0
	(φD ≥ 10)	1.5

Type numbering system (Example : 10V 47μF)



- Please refer to page 20 about the end seal configuration.

Dimensions

Cap.(μF)	Code	φD × L (mm)						
		V	6.3	10	16	25	35	50
			0J	1A	1C	1E	1V	1H
0.47	R47							5 × 11
1	010							5 × 11
2.2	2R2							5 × 11
3.3	3R3							5 × 11
4.7	4R7							5 × 11
10	100				5 × 11	5 × 11	5 × 11	6.3 × 11
22	220			5 × 11	6.3 × 11	6.3 × 11	6.3 × 11	8 × 11.5
33	330		5 × 11	6.3 × 11	6.3 × 11	6.3 × 11	8 × 11.5	10 × 12.5
47	470		6.3 × 11	6.3 × 11	8 × 11.5	10 × 12.5	10 × 12.5	10 × 20
100	101		8 × 11.5	10 × 12.5	10 × 12.5	10 × 16	10 × 20	12.5 × 25
220	221		10 × 12.5	10 × 16	10 × 20	12.5 × 25	12.5 × 25	16 × 25
330	331		10 × 16	10 × 20	12.5 × 20	12.5 × 25	16 × 25	16 × 31.5
470	471		10 × 20	12.5 × 20	12.5 × 25	16 × 25	16 × 25	
1000	102		12.5 × 25	16 × 25	16 × 25	16 × 31.5		

Please refer to page 20, 21, 22 about the formed or taped product spec.
Please refer to page 4 for the minimum order quantity.