

PC QUICK-FIT TERMINALS

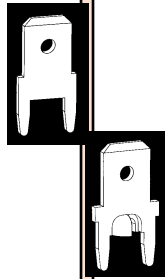
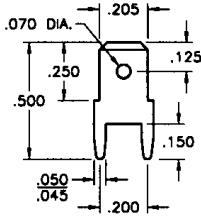
Designers' Choice



.110/ .187/ .205/ .250 PC QUICK-FIT MALE TYPES

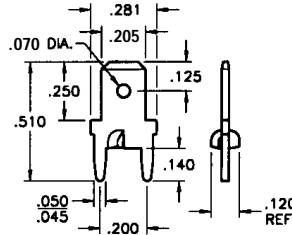


.205 TAB



CAT. NO.	MATERIAL	MTG. HOLES
1286	.020 Brass, Tin Plate	.046 Dia.
1213	.032 Brass, Tin Plate	.052 Dia.

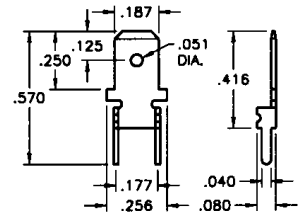
.205 TAB



Sturdi-Mount

CAT. NO.	MATERIAL	MTG. HOLES
1286-ST	.020 Brass, Tin Plate	.046 Dia.
1213-ST	.032 Brass, Tin Plate	.052 Dia.

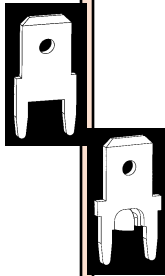
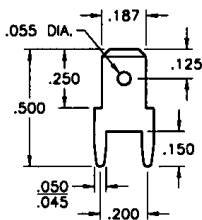
.187 TAB



Sturdi-Mount

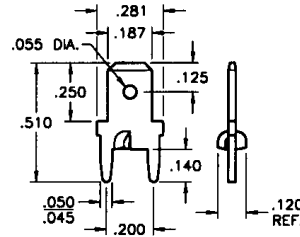
CAT. NO.	MATERIAL	MTG. HOLES
4900	.020 Brass, Tin Plate	.043 Dia.

.187 TAB



CAT. NO.	MATERIAL	MTG. HOLES
1285	.020 Brass, Tin Plate	.046 Dia.
1212	.032 Brass, Tin Plate	.052 Dia.

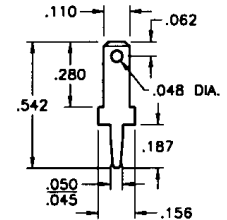
.187 TAB



Sturdi-Mount

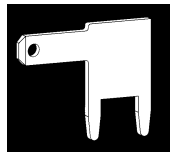
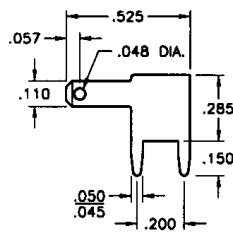
CAT. NO.	MATERIAL	MTG. HOLES
1285-ST	.020 Brass, Tin Plate	.046 Dia.
1212-ST	.032 Brass, Tin Plate	.052 Dia.

.110 TAB



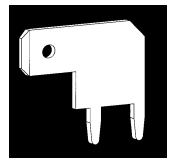
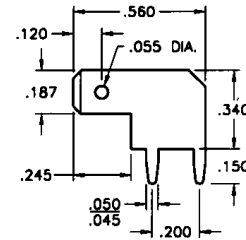
CAT. NO.	MATERIAL	MTG. HOLE
1267	.020 Brass, Tin Plate	.046 Dia.
1211	.032 Brass, Tin Plate	.052 Dia.

.110 TAB




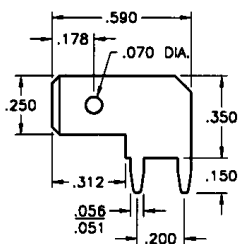
CAT. NO.	MATERIAL	MTG. HOLES
4903	.020 Brass, Tin Plate	.046 Dia.
4906	.032 Brass, Tin Plate	.052 Dia.

.187 TAB



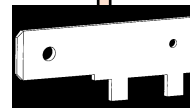
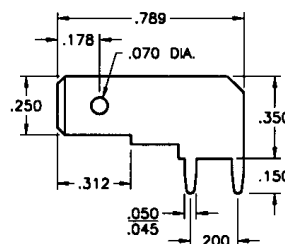
CAT. NO.	MATERIAL	MTG. HOLES
4904	.020 Brass, Tin Plate	.046 Dia.
4907	.032 Brass, Tin Plate	.052 Dia.

.250 TAB



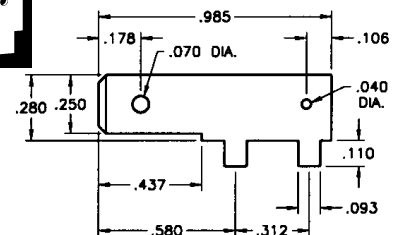
CAT. NO.	MATERIAL	MTG. HOLES
4966	.032 Brass, Tin Plate	.056 Dia.

.250 TAB



CAT. NO.	MATERIAL	MTG. HOLES
1266	.032 Brass, Tin Plate	.052 Dia.

.250 TAB



CAT. NO.	MATERIAL	MTG. HOLES
1265	.032 Brass, Tin Plate	.106 Dia.