

Average RMS AC Current Transducer

DIN RAIL / PANEL MOUNT, AVERAGE RMS



CR4410 CR4411 CR4420

Single Element - .79" Window
0.5 to 150 AAC Input Range



CR4450 CR4460

Two Element - .26" Window
0.5 to 30 AAC Input Range



CR4470 CR4480

Three Element - .26" Window
0.5 to 30 AAC Input Range

Use a 5 Amp Secondary
Current Transformer to extend
the ranges of all CR Magnetics
Current Transducers



All single phase current
transducers are available in split
core design. Simply put an "S"
at the end of the prefix*
I.E. CR4410S-10
*** Not UL Recognized**

The **CR4400** Series, Current Transmitters produce a calibrated 4-20 mADC signal that is proportional to the average RMS input AC current. Designed for multi-point current sensing, these devices provide excellent features in a high value package. The output signal is generated from a user supplied 24 VDC power supply within the output current loop.

Applications

Multi-point current sensing and control panels
Monitor motor faults
Monitor heating elements
Monitor lighting elements

Features

Low cost
DIN rail or panel mount
Available with 0-5 VDC, 0-10VDC or 4-20 mADC output
High Accuracy
Interfaces with most commercially available instrumentation
Connection diagram printed on case

Regulatory Agencies

Recognized to meet UL 61010B-1
Constructed to meet CAN/CSA-C22.2, No. 61010-1-2004
Meets requirement of IEC 61010-1 and BS EN 61010-1



PART NUMBERS			
CR4410(S)	-		Single element with 0 - 5 VDC output (split core design)
CR4411(S)	-		Single element with 0 - 10 VDC output (split core design)*
CR4420(S)	-		Single element with 4 - 20 mADC output (split core design)
CR4450	-		Two element with 0 - 5 VDC output *
CR4460	-		Two element with 4 to 20 mADC output *
CR4470	-		Three element with 0 - 5 VDC output *
CR4480	-		Three element with 4 - 20 mADC output *
Two and three element transducers are available only in ranges of 0.5 to 30 AAC * CR4411 Series not UL Recognized			

Add suffix for input range

- 5** - 0-5 AAC
- 10** - 0-10 AAC
- 15** - 0-15 AAC
- 20** - 0-20 AAC
- 25** - 0-25 AAC
- 30** - 0-30 AAC
- 40** - 0-40 AAC
- 50** - 0-50 AAC
- 75** - 0-75 AAC
- 100** - 0-100 AAC
- 150** - 0-150 AAC

Ranges available up to and including 600 AAC

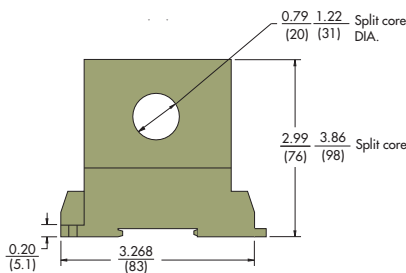
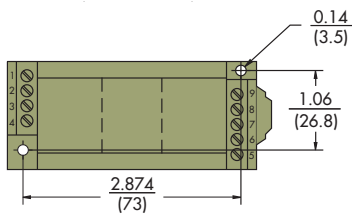
C
Transducers

Average RMS AC Current Transducer

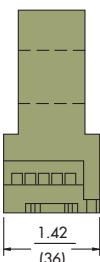
DIN RAIL / PANEL MOUNT, AVERAGE RMS

SPECIFICATIONS

Basic Accuracy:.....	0.5%	Cleaning:.....	Water-dampened cloth
Linearity:.....	10% to 100% FS	Relative Humidity:.....	80% for temperatures up to 31°C and decreasing linearly to 50% at 40°C
Thermal Drift:.....	500 PPM/°C	Supply Voltage:.....	24 VDC ±10%
Operating Temperature:.....	0°C to +60°C	Supply Current:	
Installation Category:.....	CAT II	CR4410/11.....	Typical 20mA Max 40mA
Vibration Tested To:.....	IEC 60068-2-6,1995	CR4420.....	Typical 25mA Max 45mA
Pollution Degree:.....	2	CR4450.....	Typical 20mA Max 75mA
Response Time:.....	250 ms max., 0-90% FS	CR4460.....	Typical 40mA Max 90mA
MTBF:.....	Greater than 100 K hours	CR4470.....	Typical 25mA Max 110mA
Altitude:.....	2000 meter max.	CR4480.....	Typical 55mA Max 120mA
Calibration:.....	Average Sensing, RMS Calibrated	CR4410S.....	Typical ---mA Max ----mA
Insulation Voltage:.....	2500 VDC	CR4420S.....	Typical ---mA Max ----mA
Power Source:.....	24 VDC	Torque Specs.:.....	3.0 inch lbs. (0.4Nm)
Frequency Range:.....	50Hz - 400Hz	Weight:.....	0.5 lbs.
Output Load:.....	4-20 mADC - 0 to 300 Ω 0-5 VDC - 2K Ω or Greater		

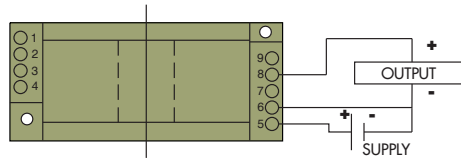


1 hole: 0.79(20) Dia. for CR4410 & 4420 (shown)
 2 holes: 0.26(6.5) Dia. for CR4450 & 4460
 3 holes: 0.26(6.5) Dia. for CR4470 & 4480

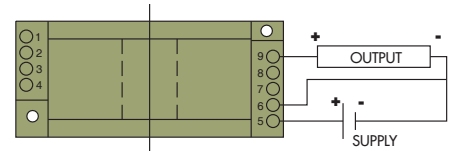


OUTLINE DRAWING

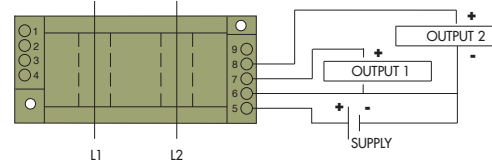
NOTE: The building installation must have a switch or circuit-breaker that is in close proximity and within easy reach of the operator. The switch or circuit breaker shall be marked as the disconnecting device for the equipment.



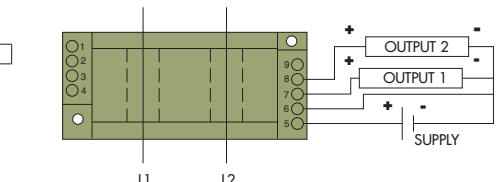
CR4410 One Element 0 - 5 VDC Output
CR4411 One Element 0 - 10 VDC Output



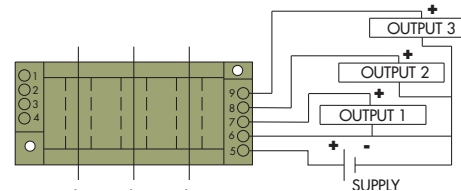
CR4420 One Element 4 - 20 mADC Output



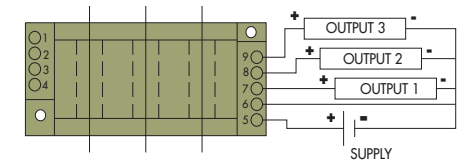
CR4450 Two Element 0 - 5 VDC Output



CR4460 Two Element 4 - 20 mADC Output



CR4470 Three Element 0 - 5 VDC Output



CR4480 Three Element 4 - 20 mADC Output

*Request CR Magnetics Low & Medium Voltage Current Transformers Catalog.

CONNECTION DIAGRAM